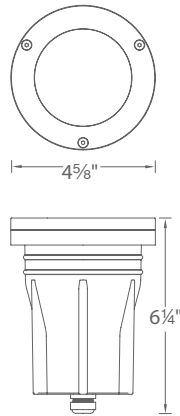


3" INGROUND 120V

5032

WAC

LANDSCAPE LIGHTING



Fixture Type:

Catalog Number:

Project: _____

Location: _____

PRODUCT DESCRIPTION

Landscape Wall Wash luminaire

FEATURES

- Adjustable beam angle
- Integral dimmer
- IP67 rated, protected from temporary immersion under water
- Drive over up to 4500lbs
- Solid diecast brass or corrosion resistant aluminum
- Available concrete pour kit
- 6' lead wire and wire nuts included
- Maintains constant lumen output against voltage drop
- UL 1598 listed for indoor and outdoor use
- Not suitable to use with external dimmers

SPECIFICATIONS

Input: 110V - 120VAC
Power: 3W to 11.5W
Brightness: 65 lm to 515 lm
Beam Angle: 15° to 60°
CRI: 85
Rated Life: 45,000 hours

IEC safety Standard

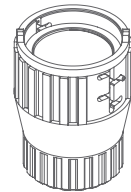
| | Walk over | Drive over |
|---|---------------|---------------|
| Resistance to static load test | Yes (1125lbs) | Yes (4496lbs) |
| Resistance to torque and shear loads test | N/A | Yes |

ORDERING NUMBER

| | Color Temp | Finish |
|------------------------------|-----------------|--|
| 5032 3" Inground 120V | 30 3000K | BZ Bronze on Aluminum BBR Bronze on Brass |

Module Replacement

| | |
|-------|---------------------|
| 3000K | M5032LE-30BZ |
|-------|---------------------|



5032-30_____

Example: **5032-30BBR**

wacighting.com

Phone (800) 526.2588

Fax (800) 526.2585

Headquarters, East Manufacturing Facility

44 Harbor Park Drive

Port Washington, NY 11050

South East Manufacturing Facility

1600 Distribution Ct

Lithia Springs, GA 30122

Central Manufacturing Facility

1700 South J Elmer Freeway, Ste 100

Cedar Hill, TX 75104

West Manufacturing Facility

1750 S Archibald Ave

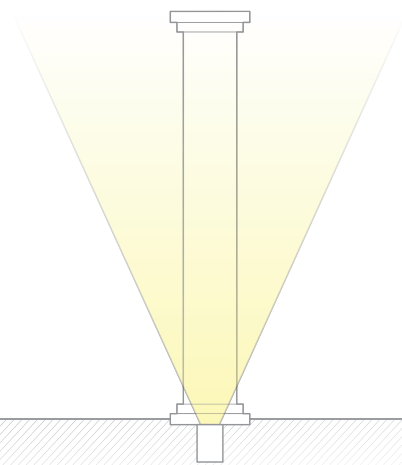
Ontario, CA 91761

3" INGROUND 120V


5032

WAC

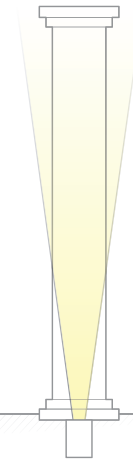
LANDSCAPE LIGHTING



Typical Inground
*Most light output goes into the air,
causing light pollution*




Adjust Beam Angles
*Presets at
15°, 30°, 45°, 60°*



Adjustable WAC Inground
Adjust the light to where you need it



Control Brightness
*Adjustable from 65lm to 515lm
Presets Comparable to
10W, 25W, 35W, 50W, 75W Halogen source*



wacighting.com
Phone (800) 526.2588
Fax (800) 526.2585

Headquarters, East Manufacturing Facility
44 Harbor Park Drive
Port Washington, NY 11050

South East Manufacturing Facility
1600 Distribution Ct
Lithia Springs, GA 30122

Central Manufacturing Facility
1700 South J Elmer Freeway, Ste 100
Cedar Hill, TX 75104

West Manufacturing Facility
1750 S Archibald Ave
Ontario, CA 91761

3" INGROUND 120V

5032

WAC LANDSCAPE LIGHTING

Rock Guard

Protects the fixture face



5030-GRD-BZ
Bronze on Aluminum

5030-GRD-BBR
Bronze on Brass

Non-Slip Lens



5030-NSLEN-CL
Tempered Glass

Optics

Enhances saturation of florals and foliage



LENS-25-AMB
Amber

LENS-25-RED
Red

LENS-25-FR
Frosted

LENS-25-GRN
Green

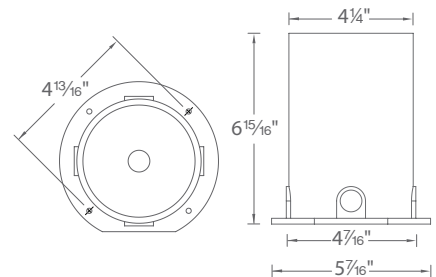
LENS-25-BLU
Blue

LENS-25-HCL
Honeycomb Louver
Reduces glare

Concrete Pour Kit

For installation in concrete
Five 1/2" NPT threaded holes, PC

5030-PIP-PVC
Shown with temporary dense foam cap



wacighting.com
Phone (800) 526.2588
Fax (800) 526.2585

Headquarters, East Manufacturing Facility
44 Harbor Park Drive
Port Washington, NY 11050

South East Manufacturing Facility
1600 Distribution Ct
Lithia Springs, GA 30122

Central Manufacturing Facility
1700 South J Elmer Freeway, Ste 100
Cedar Hill, TX 75104

West Manufacturing Facility
1750 S Archibald Ave
Ontario, CA 91761